

BALLUFF

8020121

Optoelektronische Sensoren

Nr. 913755_00 Ausgabe / Edition DE / EN / E14

Änderungen vorbehalten / subject to modification

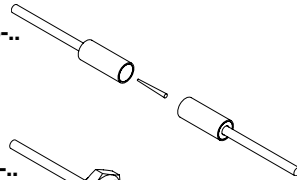
MICROmote®

Miniatur-Optosensoren für separaten Verstärker

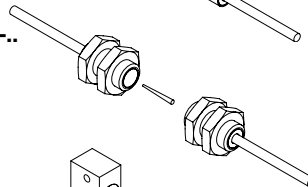
www.balluff.com

Ausführungen

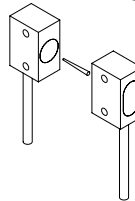
BOH TR-G05-005-..



BOH TR-M06-002-..



BOH TR-R010-008-..

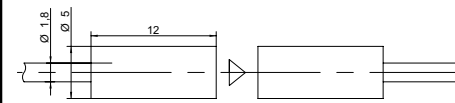


Bestellbezeichnungen:

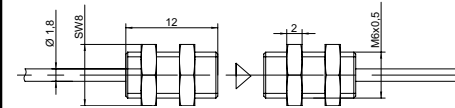
Bsp.: **BOH TR-G05-005-02-S49F**Kabellänge (m)
M8-Steckverbinder, 3polig

Abmessungen

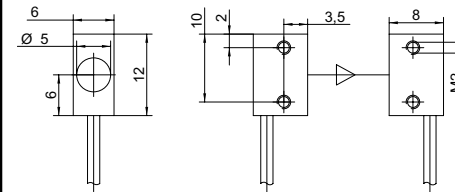
BOH TR-G05-005-..



BOH TR-M06-002-..



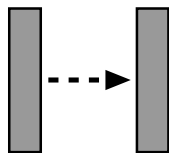
BOH TR-R010-008-..



Installationshinweis

Wegen der äußerst unterschiedlichen Einbaubedingungen haben wir auf die Beilage von Befestigungszubehör verzichtet. Einbauraum zu sparen ist ein sehr wichtiges Argument für die Wahl unserer Geräte. Deshalb werden unsere Sensoren in der Regel gleich direkt in Maschinenteile integriert.

Wenn Sie sich bei der Ausführung **BOH TR-G05** für eine Befestigungsmethode mit Klemmschrauben entscheiden, achten Sie bitte darauf, die Schraube im hinteren Drittel des Sensorgehäuses anzusetzen, um eventuelle Beschädigungen der Optik zu vermeiden.



EINWEG-LICHTSCHRANKEN

Bitte beachten Sie, dass Sie zum Betrieb einen separaten Schaltverstärker benötigen.

**Vorsicht!**

Verwenden Sie den Sensor nicht im Bereich der Personensicherheit!

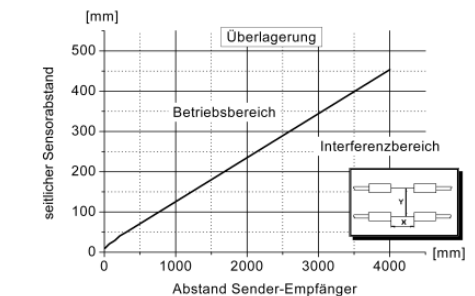
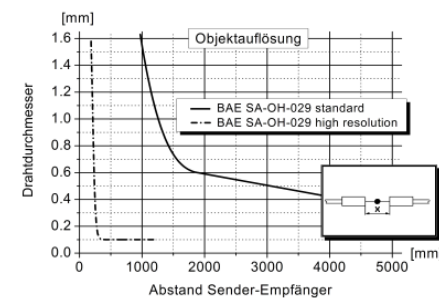
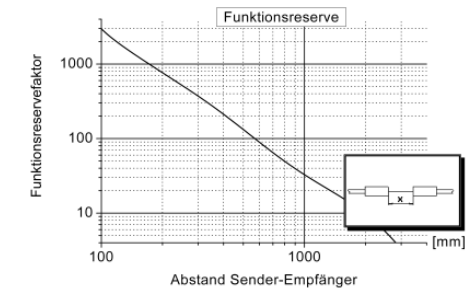
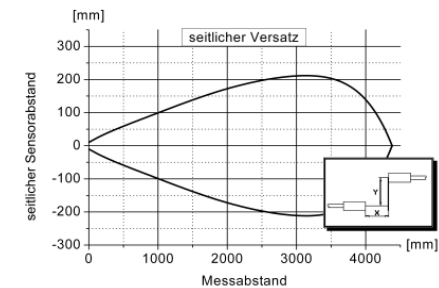
Technische Daten

Lichtart	Rot 660nm
Anschlussart	PUR-Kabel mit Steckverbinder
Einsatztemperatur	-10°C bis +55°C
Schutzart	IP65
Nenn-Reichweite	4000mm
kleinstes Objekt*	Ø 0,4mm
Abmessungen	Ø 5mm x 13mm
Gehäusematerial	
BOH TR-G05-005-..	Edelstahl
BOH TR-M06-002-..	Edelstahl
BOH TR-R010-008-..	Messing vernickelt

*Kupferdraht bei optimaler Erkennungsentfernung und Empfindlichkeitseinstellung am Verstärker

Diagramme

(Alle Werte ermittelt mit Verstärker BAE SA-OH auf Nennreichweite. Alle Graphen geben typische Messwerte wieder.)



BALLUFF

Photoelectric Sensors

Nr. 913755_00 Ausgabe / Edition DE / EN / E14
Änderungen vorbehalten / subject to modification

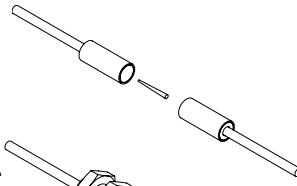
MICROmote®

Miniature optosensors for separate amplifier

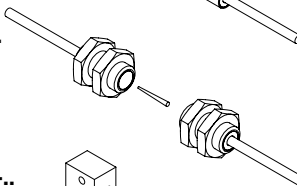
www.balluff.com

Construction

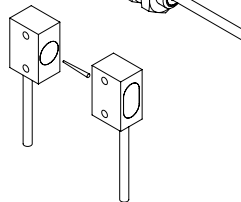
BOH TR-G05-005-..



BOH TR-M06-002-..



BOH TR-R010-008-..



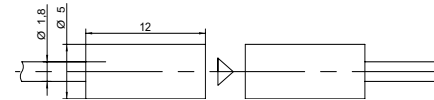
Order example:

eg.: **BOH TR-G05-005-02-S49F**

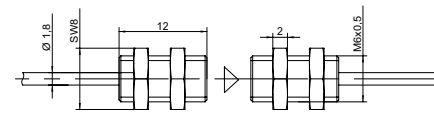
cable length (m) |
M8-connector, 3pin |

Dimensions

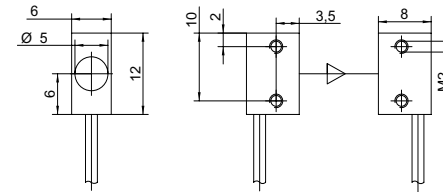
BOH TR-G05-005-..



BOH TR-M06-002-..



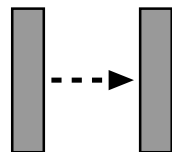
BOH TR-R010-008-..



Installation advice

Because of the most different mounting conditions we decided not to add any additional fixing accessories. Saving installation space is a major argument for the choice of our products. Therefore most of our sensors are directly integrated into the machine structure.

If you should opt for the **BOH TR-G05** model for a mounting method in a through bore with a fixing screw, please place the screw in the aft third of the sensor housing to avoid an eventual damage to the optical components.



THROUGH BEAM SENSOR

Please remember, for correct operation, a separate amplifier is required.



Caution!

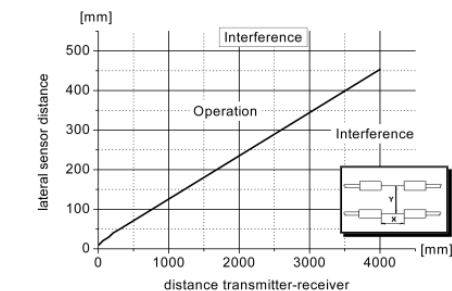
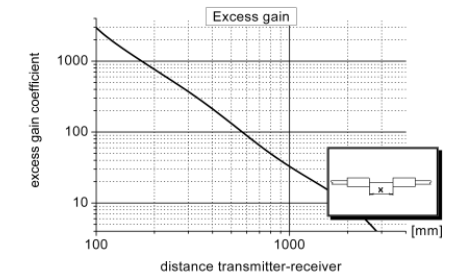
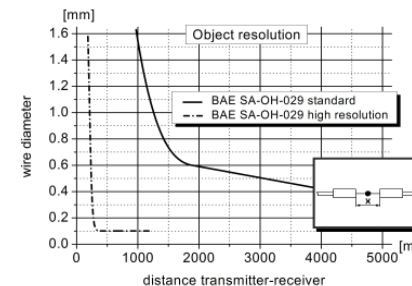
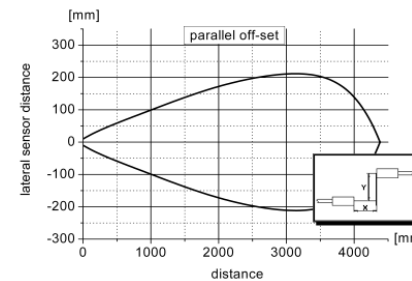
Do not use amplifier and sensor for personnel safety applications!

Technical Data

light type	red 660nm
connection type	PUR-cable with connector
temperature range	-10°C to +55°C
protection class	IP65
nominal sensing range	4000mm
smallest object*	0,4mm
dimension	Ø 5mm x 13mm
housing material	
BOH TR-G05-005-..	stainless steel
BOH TR-M06-002-..	stainless steel
BOH TR-R010-008-..	nickel-plated brass

*copper wire, obtained with optimal distance and sensitivity setting on the amplifier

Graphs (Obtained with amplifier BAE SA-OH on max. sensitivity adjustment)



(p.n.: all graphs showing typical data.)